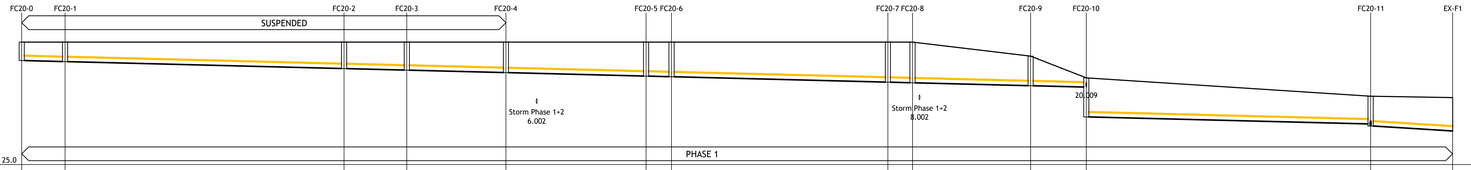

Vert exaggeration = 5.0 Datum = 25.0

Link Name		20.000	20.001	20.002	20.003	20.004	20.005	20.006	20.007	20.008	20.009	20.010	20.011	
Section Type		225mm	225mm	225mm	225mm	225mm	225mm	225mm	225mm	225mm	225mm	225mm	225mm	
Slope		1:200.0	1:199.9	1:201.2	1:200.6	1:199.7	1:202.4	1:199.7	1:203.2	1:200.3	1:200.8	1:200.0	1:79.8	
Cover Level		30.650	30.650	30.650	30.650	30.650	30.650	30.650	30.650	30.650	30.000	29.000	28.150	28.090
Invert Level		29.800	29.750 29.750	29.438 29.438	29.356 29.356	29.242 29.242	29.080 29.080	29.051 29.051	28.801 28.801	28.773 28.773	28.637 28.637	28.573 27.200	26.872 26.785	26.548
Length		10.000	64.381	14.483	22.874	32.344	5.870	49.923	5.689	27.245	12.851	65.606	18.924	

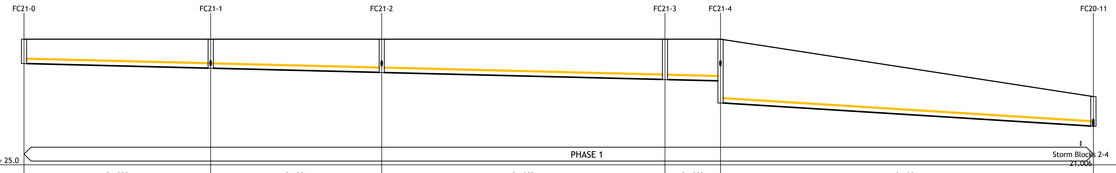

Vert exaggeration = 5.0 Datum = 25.0

Link Name		21.000	21.001	21.002	21.003	21.004	
Section Type		225mm	225mm	225mm	225mm	225mm	
Slope		1:200.3	1:200.4	1:199.9	1:200.2	1:80.0	
Cover Level		30.800	30.800	30.800	30.800	30.800	28.150
Invert Level		29.675	29.460 29.460	29.263 29.263	28.936 28.936	28.872 27.860	26.784
Length		43.074	39.470	65.355	12.814	86.040	

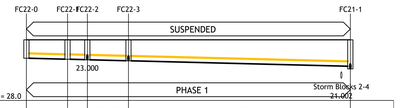

Vert exaggeration = 5.0 Datum = 28.0

Link Name		22.000	22.001	22.002	22.003	
Section Type		225mm	225mm	225mm	225mm	
Slope		1:201.9	1:198.5	1:201.9	1:199.9	
Cover Level		30.800	30.800	30.800	30.800	30.800
Invert Level		29.950	29.903 29.903	29.876 29.876	29.832 29.832	29.576
Length		9.490	4.566	9.491	51.186	

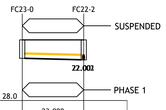

Vert exaggeration = 5.0 Datum = 28.0

Link Name		23.000	
Section Type		225mm	
Slope		1:199.9	
Cover Level		30.800	30.800
Invert Level		29.950	29.879
Length		14.192	

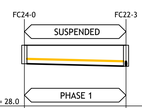

Vert exaggeration = 5.0 Datum = 28.0

Link Name		24.000	
Section Type		225mm	
Slope		1:200.4	
Cover Level		30.800	30.800
Invert Level		29.950	29.833
Length		23.448	

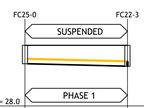

Vert exaggeration = 5.0 Datum = 28.0

Link Name		25.000	
Section Type		225mm	
Slope		1:200.4	
Cover Level		30.800	30.800
Invert Level		29.950	29.832
Length		23.649	

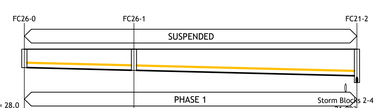

Vert exaggeration = 5.0 Datum = 28.0

Link Name		26.000	26.001	
Section Type		225mm	225mm	
Slope		1:200.8	1:200.2	
Cover Level		30.800	30.800	30.800
Invert Level		29.950	29.824 29.824	29.567
Length		25.299	51.453	

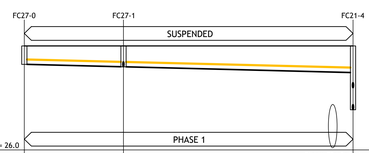

Vert exaggeration = 5.0 Datum = 26.0

Link Name		27.000	27.001	
Section Type		225mm	225mm	
Slope		1:200.7	1:199.8	
Cover Level		30.800	30.800	30.800
Invert Level		29.950	29.836 29.836	29.571
Length		22.879	52.955	

Vert exaggeration = 5.0 Datum = 28.0

Link Name		28.000	
Section Type		225mm	
Slope		1:200.5	
Cover Level		30.800	30.800
Invert Level		29.950	29.836
Length		22.862	

© PUNCH Consulting Engineers
This drawing and any design hereon is the copyright of the Consultants and must not be reproduced without their written consent.
All drawings remain the property of the Consultants.
Figured dimension only to be taken from this drawing.
Consultants to be informed immediately of any discrepancies before work proceeds.

COLOUR DRAWING ☒

Date Drawn: 2019-03-08
Drawn By: PJ Mulcahy
Date Issued: 2019-03-13
Issued By: PJMulcahy

Rev	Amendment	By	Date	Rev	Amendment	By	Date
PL0	ISSUED FOR PLANNING	PJM	2019-03-13				

Client:
CROWN SQUARE DEVELOPMENTS LTD.

Job: CROWN SQUARE PROJECT GALWAY
Title: DRAINAGE LONGITUDINAL SECTIONS - SHEET 3 OF 6

PUNCH consulting engineers
Dublin|Limerick|Cork|Galway|Glasgow
Carleycon House, Main Street, Oranmore, Co. Galway, H91 DVX4
IRL: +353 91 703 500 www.punchconsulting.com

Stage: PLANNING
Scale @ A0: As Shown
Technician Check: PJ Mulcahy
Engineer Check: PTinlin
Approved: DGallery
Drawing No.: 181-306-057
Rev: PL0